

what does that brush do?

featuring

Select™ ARTISTE




By Willow Wolfe

Flat Shapes

The flat is considered a basic, all-purpose brush shape. Flat brushes with a quality blend of filaments help to ensure paint, water and media distribute evenly through the brushes and are released as desired.

FLAT



The flat and flat shader are composed of medium-length bristles that taper to a chisel edge, allowing for a wide range of applications. A good-quality flat will have spring and will snap back to shape when bent gently. A flat can apply broad strokes or a fine line, when used on the chisel edge.



FILBERT



A filbert is a brush shaped like an oval at the tip and is tapered to a chisel edge. The shape of a filbert makes it useful for basecoating round or curved areas, applying washes and painting flower strokes.



ANGLE SHADER



The angle shader is an angled flat brush that allows the artist to get into tight areas with precision, which is perfect for shading and highlighting.



WASH



The wash brush has a head that is more square than a flat shader and is a larger size. The blend of hair and taper of the brush make it good for applying washes or floating and blocking in large areas of color.



CHISEL BLENDER



The chisel blender has a tighter blend of filaments and is a shorter length than the flat shader, offering greater precision and control for blending; creating sharp edges, choppy fur, and feathers; and fitting into tight spaces.



Specialty Shapes

Brushes come in a variety of specialty shapes and sizes that can assist in creating special effects and precise strokes for a variety of applications.


DEERFOOT



The deerfoot is a stiff-bristle brush with a pointed tip and flat top and is frequently used to stipple texture. When you apply paint lightly, the deerfoot offers precision. When you apply heavy paint with pressure, the deerfoot can cover an area solidly with texture. When loaded with different shades of a color, you can create foliage with ease.




FAN



A fan brush creates a thick-and-thin lined appearance in a single stroke, which looks beautiful on mixed media backgrounds. The fan is a staple for landscapes and foliage due to the shape of the brush, which spreads (or fans) out, allowing paint to be applied in multiple directions in a single stroke.



FILBERT AND FLAT GRAINER



The filbert grainer produces a repetitive pattern of thin lines. The head of the filbert grainer is curved, which offers a more precisely tapered finish to the stroke than a flat grainer or fan brush. It creates the fine-feathered structure of a bird's feathers or tufts of animal fur with ease.



SCUMBLER



A scumbler has a round belly with hair that domes at the top center. The natural-hair bristles in the scumbler have good spring and snap. This brush is commonly used for drybrushing, which allows the artist to scrub shade and highlight. To drybrush, fully load the scumbler and then remove paint from the outer bristles by wiping on a paper towel. Use light pressure to apply shading and highlights.



LUNAR BLENDER



The lunar blender is a must-have brush due to the range of techniques it can apply well. The lunar is composed of both natural and synthetic filaments, allowing paint to distribute through the bristles, if desired, or to sit on top of them. It can be used to drybrush or stipple and create fur, foliage, trees, bushes, clouds, flowers...the possibilities are vast.



MOPS



Mops come in a variety of hair types and styles, such as the oval mop, which is a brush with innovative synthetic hair that is crimped to mimic the shape and movement of natural hair. This brush is recommended for softening and blending, as well as varnishing and decoupage because it shows minimal brushstrokes.



Specialty Shapes

ROUND BLENDER



The round blender has soft, natural hair that makes this brush suited for techniques that require a light, feathery touch, such as softening a blended area of color, applying light tints and rouging.



FIX-IT



The fix-it brush has a stiff blend of synthetic hair with a pointed end. It was created to be stiff enough to rub out unwanted color but is also useful for drybrush techniques and scumbling.



POINTED FILBERT



The pointed filbert is expertly tapered to a fine point with a full-bodied middle. You may paint with the point for fine lines, use the middle for a heavier stroke or the flat edge for washes and larger areas. It is excellent for creating leaves and flora in a single stroke.



DAGGER STRIPER




The dagger striper is a sword-shaped brush that allows for extra long, precise linear strokes. The dagger works well for painting long grasses, flower stems, strokes of fur, leaves and flowing lines.



Round Shapes

Rounds, long rounds, spotters, script liners, short liners and liners are all included in the round family. The characteristic full body and tapered point of a round offer the ability to create thick to thin lines in a single stroke. Depending on the blend of hair and medium, a round can push a high volume of paint or create transparent washes and fine lines.

ROUND



The round is a classic painting brush used for everything from flora and still lifes to portraits and landscapes – just about any subject matter in any style. Larger rounds can lay in large areas of color and stroke specific shapes, whereas smaller rounds are used for detail.




SPOTTER



A spotter is a round brush with shorter, tighter hair. The shorter hair has less flex than the round for accurate detail.



LINER



Liners come in a variety of lengths and belly shapes. Liners have very fine points and are often narrower than a round. Delicate work such as outlines, small details, lettering and long continuous lines can be achieved with liners.



NEW



velvetouch™

PREMIUM BRUSH FOR THE PERFECT TOUCH

MIXED MEDIA

Velvetouch™ is composed of a blend of multiple synthetic filaments for excellent color-holding capacity, precision tapering and resilient spring. Developed by the expert brush makers at Princeton in conjunction with artist Willow Wolfe, Velvetouch™ combines the finest synthetic blends with Princeton's signature velvet handle, which makes this brush as beautiful to hold as it is to paint with.

Discover the Velvetouch™ LONG ROUND



The Velvetouch™ long round is tapered to provide precision and fine detail, whereas the full body provides a controlled release of color. The differences between a long round and a traditional round are the shape of the belly, the gradual taper and the length of the hair. Our Velvetouch™ butterfly above was painted entirely with the long round 4, allowing for both washes of color and fine detail.



Learn to Paint with Willow Wolfe at www.princetonbrush.com